

ORIGINAL
STAMPED IN RED

ORDINANCE NO.: 2024-043

To Raise Revenue and Adopt the Budget for the City of Columbia, South Carolina, for the Fiscal Year ending June 30, 2025

BE IT ORDAINED by the Mayor and Council this 18th day of June, 2024 as follows:

Section 1. That a tax to cover the period from the first day of July 2024, to the thirtieth day of June 2025, both inclusive, for the sums and in the manner hereinafter mentioned, is and shall be levied, collected and paid into the treasury of Richland and Lexington Counties, South Carolina, for the credit to The City of Columbia, South Carolina, for the use and service thereof; that is to say, a tax rate of ninety-three and eight tenths (93.8) mills, on the value of all real estate and personal property of every description owned and used in The City of Columbia, South Carolina, except such as is exempt from taxation under the Constitution and law of the State of South Carolina, is and shall be levied and paid into the County Treasury for the credit to The City of Columbia for the corporate purposes, permanent improvements, for the purpose of paying current expenses (including but not limited to the payments coming due and payable by The City of Columbia with respect to certain equipment leases, installment purchase revenue bonds and the RecoverSC Local Government Liquidity Program ("RecoverSC Program") during such annual period), and for the payment of interest and retiring outstanding bonds of the said City. Such tax is levied on such property as assessed for taxation for County and State purposes.

Section 2. That the budget heretofore adopted by the City Council and the estimated revenue for the payment of same is hereby adopted and is hereby made a part hereof as fully as if incorporated herein and a copy thereof is attached hereto.

Section 3. That the billing dates, the penalty dates, and the amount of penalty which shall be levied for delinquent taxes shall be the same as those established by Richland and Lexington Counties pursuant to State Law.

Section 4. That the City Manager shall administer the budget and may authorize the following to achieve the goals of this budget:

- a. Authorize the transfer of appropriated funds within and between departments and funds as necessary.
- b. Controls shall be made by fund appropriation.
- c. Designate continuing projects from fund balances.
- d. Encumbrances will be carried over to the next year as a reserve to the fund balance.
- e. Expenditures approved by council shall automatically carry amendments to fund appropriation where necessary.

Section 5. With respect to the payments scheduled to be made by The City of Columbia under the RecoverSC Program during the fiscal year ending June 30, 2025, which aggregate payments are approximately equal to \$68,813 (the "FY 2025 Payments"), the City Council hereby authorizes the issuance of a tax anticipation note ("TAN") pursuant to Article X, Section 14 of the Constitution of the State of South Carolina, 1895, as amended, and Title 11, Chapter 27 of the Code of Laws of South Carolina, 1976, as amended, which TAN may be issued if the Mayor, the City Manager and the Assistant City Manager for Finance and Economic Services, or any two of them acting together (the "Authorized Representatives"), determine that the issuance of a TAN, as an alternative to the use of appropriated funds collected as authorized above, is in the best interest of the City to make the FY 2025 Payments.

The TAN, if issued, shall be issued as a single fully-registered note in an amount not exceeding the aggregate amount of the FY 2025 Payments plus the costs incurred in connection with the issuance of the TAN, at that time as may be determined by the Authorized Representatives. The City Council delegates to the Authorized Representatives the power to make all determinations with respect to the details of the TAN, including the form, maturity date, manner and time of sale and award, and redemption provisions, and authorizes the Mayor and the City Manager, or either of them acting alone, to execute the TAN in the name of and on behalf of the City and deliver it to the purchaser thereof.

For the payment of the principal of and interest on the TAN when and if issued, the City hereby pledges (i) the full faith, credit and taxing power of the City; and (ii) the ad valorem taxes in anticipation of which the TAN is issued.

The Authorized Representatives may consult with the City's bond counsel and financial advisor in making any determinations with respect to the TAN.

Section 6. If for any reason any sentence, clause of provision of this ordinance shall be declared invalid, such shall not affect the remaining provisions hereof.


Requested by:

City Manager _____


Approved by:



City Manager

Approved as to form:


City Attorney

Public Hearing:
Introduced: 6/4/2024
Final Reading: 6/18/2024


Mayor

ATTEST:

City Clerk



Fiscal Year 2024-2025 Proposed Operating Budget Fund Summaries

- General Fund
- Water & Sewer
- Stormwater
- Parking
- Special Revenue
 - Hospitality Tax
 - State Accommodations
 - Tourism Development
 - Liquor Rebate



CITY OF COLUMBIA
GENERAL FUND SUMMARY

	ACTUAL FY 22/23	BUDGET FY 23/24	PROPOSED FY24/25	DIFF. FM BUDGET	% CHANGE
REVENUE CATEGORIES					
GENERAL PROPERTY TAX	63,672,298	63,755,845	70,823,221		
LICENSES AND PERMITS	41,984,301	43,688,646	44,330,375		
FROM OTHER AGENCIES	18,550,839	19,015,017	19,692,014		
CURRENT SERVICE CHARGES	16,432,822	17,860,696	17,837,212		
FINES & FORFEITURES	298,489	506,500	331,500		
MISCELLANEOUS REVENUE	484,495	455,000	615,000		
INTEREST ON INVESTMENT	1,474,442	145,415	548,307		
RENTS & SALE OF PROPERTY	2,212,028	1,282,740	920,400		
TOTAL REVENUE	145,109,714	146,709,859	155,098,029	8,388,170	5.7%
TRANSFERS IN					
FROM AMERICAN RESCUE PLAN	3,500,000	2,000,000	2,500,000		
FROM ACCOMMODATIONS TAX	25,000	25,000	25,000		
FROM HOSPITALITY TAX	4,000,000	4,000,000	4,800,000		
FROM CAPITAL LEASE PROCEEDS	4,378,794	9,000,000	15,000,000		
FROM PARKING FUND	500,000	500,000	500,000		
FROM WATER & SEWER COST ALLOCATION	4,189,680	4,748,280	7,234,706		
FROM STORM WATER	560,000	608,174	623,378		
FROM UN-APPROPRIATED SURPLUS	0	3,000,000	3,000,000		
TOTAL TRANSFERS IN	17,153,474	23,881,454	33,683,084	9,801,630	41.0%
TOTAL GENERAL FUND REV & TRANS	162,830,482	170,591,313	188,781,113	18,189,800	10.7%
DEPARTMENTS					
LEGISLATIVE - MAYOR & CITY COUNCIL	852,150	923,412	1,001,412		
ADMINISTRATION - CITY MANAGER	810,910	846,929	841,929		
GOVERNMENTAL AFFAIRS	417,678	580,159	584,993		
ADMINISTRATION - ACM ADMINISTRATIVE SRVCS	115,396	254,848	250,408		
ADMINISTRATION - ACM DEVELOPMENT	515,045	589,444	577,927		
ADMINISTRATION - ACM CHIEF FINANCIAL OFFICER	245,995	328,169	326,524		
ADMINISTRATION - ACM OPERATIONS	509,624	574,883	530,234		
HUMAN RESOURCES	1,257,729	1,692,001	1,758,465		
BUDGET & PROGRAM MANAGEMENT OFFICE	617,773	792,457	1,235,920		
PUBLIC RELATIONS	908,554	920,562	939,382		
OFFICE OF THE CITY CLERK	386,348	420,941	368,911		
LEGAL	1,769,173	2,466,050	2,440,446		
MUNICIPAL COURT	2,681,747	2,981,834	3,184,201		
FINANCE	2,073,369	2,389,485	2,467,669		
HOMELESS SERVICES	870,728	1,060,000	1,150,604		
OFFICE OF BUSINESS OPPORTUNITIES	697,916	824,857	847,659		
COMMUNITY DEVELOPMENT	510,560	570,714	727,657		
PLANNING & DEV. SERVICES	3,151,072	3,537,588	3,662,494		
POLICE	48,945,540	47,310,248	52,561,240		
EMERGENCY MANAGEMENT	550,015	627,148	659,139		
911 EMERGENCY COMMUNICATIONS	3,232,061	3,487,759	3,535,081		
FIRE	26,090,482	25,041,507	26,650,347		
PARKS & RECREATION	13,199,648	14,270,965	15,080,726		
PUBLIC WORKS	22,552,476	23,782,587	24,519,294		
GENERAL SERVICES	2,720,502	4,015,033	4,956,639		
INFORMATION TECHNOLOGY	4,370,813	5,438,531	5,330,109		
RESERVE	157	992,333	1,034,386		
TOTAL DEPARTMENT	140,053,460	146,620,444	157,223,796	10,603,352	7.2%
NON-DEPARTMENTAL & MISC.					
COMMUNITY PROMOTIONS	81,750	0			
CAPITAL LEASE PURCHASE PAYMENT	6,445,775	6,171,814	6,592,077		
RICHLAND COUNTY DETENTION CENTER PER DIEM	663,671	500,000	700,000		
5TH CIRCUIT SOLICITOR'S OFFICE	215,817	215,817	215,817		
RICHLAND COUNTY PUBLIC DEFENDER	225,000	225,000	225,000		
NON-DEPARTMENTAL & MISC.	86,964	40,000	40,000		
BAD DEBT	6,966	0	0		
TOTAL NON-DEPARTMENTAL	7,725,943	7,152,631	7,772,894	620,263	8.7%
TOTAL EXPENDITURES	147,779,403	153,773,075	164,996,690	11,223,615	7.3%
TRANSFERS OUT					
TO INTERNAL SERVICE FUNDS	8,630,074	2,910,120	2,910,120		
TO DEBT SERVICE	3,616,682	3,616,526	3,682,711		
TO COMPONENT UNIT	1,189,331	1,291,592	1,291,592		
TO CAPITAL PROJECTS	14,375,273		900,000		
TO CAPITAL REPLACEMENT PROGRAM	0	9,000,000	15,000,000		
TOTAL TRANSFERS OUT	27,811,360	16,818,238	23,784,423	6,966,185	41.4%
TOTAL BUDGET	175,590,763	170,591,313	188,781,113	18,189,800	10.7%



**CITY OF COLUMBIA
WATER/SEWER OPERATING FUND SUMMARY**

	ACTUAL FY 22/23	BUDGET FY 23/24	PROPOSED FY 24/25	BUDGET INC/(DEC)	% CHANGE
<u>REVENUE</u>					
WATER SALES	107,709,717	126,726,489	125,738,270		
SEWER SALES	65,601,832	67,699,312	70,009,847		
MISCELLANEOUS REVENUE	4,000	27,994	28,134		
FINES AND FORFEITURES	2,238,441	1,000,000	2,000,000		
TOTAL OPERATING REVENUES	175,553,990	195,453,795	197,776,251	2,322,456	1%
<u>NON-OPERATING REVENUE & TRANSFERS IN</u>					
INTEREST	9,355,933	3,775,460	4,000,000		
RENTS & USE OF PROPERTY	382,057	250,000	250,000		
PEBA REIMBURSEMENT	212,876	0	0		
TOTAL NON-OPERATING REVENUES	18,101,831	4,025,460	4,250,000	224,540	6%
TOTAL REVENUE & TRANSFERS IN	193,655,821	199,479,255	202,026,251	2,546,996	1%
<u>EXPENDITURES</u>					
ADMINISTRATION	750,818	878,933	1,079,450		
CUSTOMER CARE CENTER	5,175,150	5,875,130	5,942,161		
PUBLIC RELATIONS	117,604	113,392	113,392		
FINANCE	1,794,364	2,246,061	2,299,386		
FIRE HYDRANT MAINTENANCE	531,736	724,950	741,295		
POLICE - CSO/PUBLIC SAFETY	997,137	1,473,029	2,292,921		
PUBLIC WORKS-STREET REPAIR	849,514	2,058,700	1,675,000		
GENERAL SERVICES PUBLIC BLDGS.	2,527,470	2,758,081	3,040,790		
GIS MANAGEMENT	524,531	779,445	779,445		
UTILITIES	64,871,535	85,749,986	86,074,008		
ENGINEERING	9,574,514	13,258,889	13,290,882		
TOTAL OPERATING	87,714,375	115,916,596	117,328,730	1,412,134	1.2%
ECONOMIC DEV DEPARTMENT	890,602	1,472,531	1,916,850		
TOTAL NON-OPERATING DEPARTMENTS	890,602	1,472,531	1,916,850	444,319	30%
DEPRECIATION	41,998,216				
DEBT SERVICE	28,006,195	49,524,658	53,276,462		
ECONOMIC DEV SPECIAL PROJECTS	103,500	128,500	78,500		
TECHNOLOGY REPLACEMENTS	356,006	250,000	250,000		
NON-DEPARTMENTAL	6,336,682	35,000	85,000		
OPERATING RESERVE	0	5,453,690	4,463,454		
TOTAL NON-DEPARTMENTAL OPERATING	76,800,598	55,391,848	58,153,416	2,761,568	5%
<u>TRANSFERS OUT</u>					
TO GENERAL FUND/INDIRECT COST ALLOCATION	4,189,680	4,748,280	7,234,706		
TO WATER/SEWER CAPITAL IMP.		19,000,000	13,486,549		
TO INTERNAL SERVICE FUNDS	4,744,004	2,950,000	3,906,000		
TOTAL TRANSFERS	8,933,684	26,698,280	24,627,255	(2,071,025)	-8%
TOTAL	174,339,259	199,479,255	202,026,251	2,546,996	1%



CITY OF COLUMBIA
STORM WATER OPERATING SUMMARY

	ACTUALS FY22/23	BUDGET FY 23/24	PROPOSED FY 24/25	BUDGET INC/(DEC)	% CHANGE
REVENUE					
Operating Revenue					
STORM WATER FEE	17,325,576	17,303,916	18,374,747		
STORM WATER REVIEW	18,600	15,000	15,000		
STORM WATER INSPECTIONS	0	5,000	0		
TOTAL OPERATING REVENUES	17,344,176	17,323,916	18,389,747	1,065,831	6.2%
Non-operating Revenue & Transfers					
INTEREST & USE OF PROPERTY	2,829,352	932,846	771,335		
TOTAL NON-OPERATING REVENUES	2,829,352	932,846	771,335	(161,511)	-17%
TOTAL REVENUES & TRANSFERS IN	20,173,528	18,256,762	19,161,082	904,320	5.0%
EXPENDITURES					
DEPARTMENTS					
ENGINEERING	2,151,571	3,299,023	3,314,999		
PUBLIC WORKS	2,520,700	4,915,877	5,472,933		
TOTAL DEPARTMENTS	4,672,272	8,214,900	8,787,932	573,032	7.0%
NON-DEPARTMENTAL EXPENSES					
DEPRECIATION	2,071,214				
DEBT SERVICE	3,759,682	2,493,600	2,490,600		
NON-DEPARTMENTAL/MISC.	107,869		50,000		
RESERVE		0	2,842,172		
TOTAL NON-DEPARTMENTAL	3,867,550	2,493,600	5,382,772	2,889,172	115.9%
TRANSFERS OUT					
TO GENERAL FUND/INDIRECT COST ALLOCATION	560,000	608,174	623,378		
TO STORM WATER CAPITAL PROJECTS	11,000,000	6,780,088	4,065,000		
TO INTERNAL SERVICE FUNDS	298,866	160,000	302,000		
TOTAL OTHER	11,858,866	7,548,262	4,990,378	(2,557,884)	-34%
TOTAL BUDGET	20,398,688	18,256,762	19,161,082	1,004,320	6%



CITY OF COLUMBIA
PARKING OPERATING FUND SUMMARY

	ACTUAL FY 22/23	BUDGET FY 23/24	PROPOSED FY 24/25	DIFF. FM BUDGET	% CHANGE
<u>OPERATING REVENUES</u>					
STREET PARKING METERS	2,785,961	3,100,000	3,100,000		
PARKING GARAGES	3,570,959	3,819,000	4,100,500		
PARKING LOTS	650,106	857,800	802,300		
MISC. CHARGES FOR SERVICES	394,815	512,000	435,500		
NON-MOVING VIOLATIONS	1,632,785	1,916,000	1,721,900		
TOTAL REVENUE	9,034,626	10,204,800	10,160,200	(44,600)	0%
<u>NON-OPERATING & TRANSFERS IN</u>					
INTEREST REVENUE	293,229	137,000	163,604		
RENTS & USE OF PROPERTY	97,965	115,500	113,000		
FROM FUND BALANCE		1,000,000			
TOTAL NON-OPERATING & TRANSFERS	412,970	1,252,500	276,704	(975,796)	-78%
TOTAL REVENUES & TRANSFERS IN	9,447,596	11,457,300	10,436,904	(1,020,396)	-9%
<u>EXPENDITURES</u>					
<u>Operating Departments</u>					
FINANCE - PARKING PAYMENT SERVICES	96,409	112,057	112,582		
PARKING OPERATIONS	3,138,840	3,480,035	4,124,497		
PARKING FACILITIES	1,304,276	1,862,203	2,004,599		
PUBLIC WORKS	74,677	96,194	98,615		
TOTAL OPERATING DEPARTMENTS	4,614,202	5,550,489	6,340,293	789,804	14%
<u>Non-Departmental</u>					
DEPRECIATION	2,198,463	0	0		
DEBT SERVICE	1,409,290	3,064,243	3,064,371		
NON-DEPARTMENTAL/MISC.	106,760	5,000	5,000		
BAD DEBT / YEAR END ACCRUALS	(20,915)	0	0		
RESERVE			90,240		
TOTAL NON-DEPARTMENTAL	3,693,598	3,069,243	3,159,611	90,368	3%
<u>TRANSFERS OUT</u>					
TO GENERAL FUND	500,000	500,000	500,000		
TO CAPITAL IMPROVEMENTS	754,940	1,900,568	0		
TO RISK MANAGEMENT		0	120,000		
TO INTERNAL SERVICES	732,956	437,000	277,000		
TO PURCHASING		0	40,000		
TOTAL TRANSFERS	1,987,896	2,837,568	937,000	(1,900,568)	-67%
TOTAL BUDGET	10,295,696	11,457,300	10,436,904	(1,020,396)	-9%



CITY OF COLUMBIA
HOSPITALITY TAX SUMMARY

	ACTUAL FY 22/23	AMENDED FY 23/24	PROPOSED FY 24/25	DIFF. FM BUDGET	% CHANGE
REVENUES					
HOSPITALITY TAX	14,208,055	13,409,068	15,718,458		
FINES & LATE FEES	41,113	80,000	0		
INTEREST	220,214	0	126,979		
TOTAL REVENUES	14,469,382	13,489,068	15,845,437	2,436,369	18%
TRANSFERS IN & OTHER FINANCING					
FM FUND BALANCE	0	1,828,156	0		
TOTAL REVENUE & TRANSFERS IN	14,469,382	15,317,224	15,845,437	1,105,413	7%
EXPENDITURES					
HOSPITALITY TAX COMMITTEE ALLOCATIONS	3,030,028	3,268,000	3,594,800	326,800	10%
PRIOR YEAR CARRYFORWARDS		480,435			
LINE ITEM AGENCIES	2,816,888				
COLUMBIA MUSEUM OF ART	800,000	850,000	TBD		
CMA CAPITAL PROJECT	300,000				
COLUMBIA MUSIC FESTIVAL ASSOC.	255,000	255,000	TBD		
EdVENTURE	400,000	450,000	TBD		
HISTORIC COLUMBIA FOUNDATION	703,000	750,000	TBD		
HCF COLUMBIA 63 OUR STORY MATTERS	175,000	175,000	TBD		
ONE COLUMBIA	83,888	100,000	TBD		
SC PHILHARMONIC	100,000				
LINE ITEM AGENCIES	2,816,888	2,580,000	2,838,000	258,000	10%
OTHER ALLOCATIONS					
<i>Reflects allocation by Council & does not include Committee Allocations</i>					
BLACK EXPO	0	50,000	0		
CAROLINA MARATHON ASSOCIATION	0	7,000	0		
CITY CENTER PARTNERSHIP (pilot program)	0	100,000	0		
PARKS & RECREATION FOUNDATION	25,235	119,765	100,000		
COLUMBIA STREAMS ART (carried forward from FY 23/23)	0	100,000	0		
PUBLIC ART PROJECT	0	100,000	0		
RIVER ALLIANCE	26,000	26,000	70,000		
ALLOCATIONS	51,235	502,765	170,000	(136,000)	-44%
SPECIAL PROJECTS					
INVESTMENT FEES	5,812	0	0		
MARKETING & PROMOTIONS	0	360,000	TBD		
SCETV SOUTHERN SONGWRITERS		25,000			
RESERVE FOR FUTURE ALLOCATION	0		1,904,024		
	5,812	385,000	1,904,024	1,519,024	395%
TRANSFERS OUT					
TO GEN. FUND	4,000,000	4,000,000	4,800,000		
TO DEBT SERVICE	2,534,143	2,533,493	2,538,613		
TO CAPITAL PROJECTS	4,000,000	1,567,531			
TOTAL TRANSFERS OUT	10,534,143	8,101,024	7,338,613	(762,411)	-9%
TOTAL EXPENDITURES	16,438,106	15,317,224	15,845,437	1,105,413	7%



CITY OF COLUMBIA
 ACCOMMODATIONS TAX
 STATE ACCOMMODATIONS TAX

	ACTUAL FY 22/23	AMENDED FY 23/24	PROPOSED FY 24/25	DIFF. FM BUDGET	% CHANGE
REVENUES					
ACCOMMODATIONS TAX	3,337,336	2,950,000	3,404,083		
INTEREST EARNINGS	48,527	0	0		
TOTAL REVENUES	3,385,863	2,950,000	3,404,083	454,083	15%
TRANSFERS IN					
FROM FUND BALANCE	0	2,155,707	0		
TOTAL REVENUE & TRANSFERS IN	3,385,863	5,105,707	3,404,083	(1,701,624)	-33%
EXPENDITURES					
ACCOMMODATIONS TAX ALLOCATIONS					
CONVENTION & VISITORS BUREAU	1,600,000	2,300,000	TBD		
LAKE MURRAY TOURISM	375,488	400,000	TBD		
RESERVE FOR FUTURE ALLOCATION	0	1,011,797			
COMMITTEE ALLOCATIONS (60%/35%)	1,975,488	3,711,797	2,337,235	(1,374,562)	-37%
5% GENERAL PURPOSE			153,954		
COMMITTEE EXPENSES & OTHER	6,426	13,655	15,000		
COMMUNITY PROMOTIONS	27,500	229,255	0		
GENERAL ALLOCATIONS (5%)	38,110	242,910	168,954	(73,956)	-30%
TOTAL EXPENSES	2,013,598	3,954,707	2,506,189	(1,448,518)	-37%
TRANSFERS OUT					
TO GENERAL FUND	25,000	25,000	25,000		
TO CAPITAL PROJECTS	0	253,000	0		
TO DEBT SERVICE	0	873,000	872,894		
TOTAL OTHER FUNDS	25,000	1,151,000	897,894	(253,106)	-22%
TOTAL EXPENDITURES	2,038,598	5,105,707	3,404,083	(1,701,624)	-33%



CITY OF COLUMBIA
TOURISM DEVELOPMENT FEE
(LOCAL ACCOMMODATIONS TAX)

	BUDGET FY 23/24	PROPOSED FY 24/25	Inc/(Dec)	% Change
<u>REVENUE</u>				
Tourism Development Fee	4,020,000	4,795,134		
Interest				
TOTAL REVENUE	4,020,000	4,795,134	775,134	19%
<u>EXPENDITURES</u>				
Fees and services				
Marketing & Promotions	270,000	TBD		
Convention Center	2,750,000	TBD		
	3,020,000	3,822,240	802,240	27%
<u>TRANSERS AND OTHER USES</u>				
Debt Service	1,000,000	972,894		
TOTAL EXPENDITURES	4,020,000	4,795,134	775,134	19%



CITY OF COLUMBIA
LIQUOR PERMIT REBATE

	ACTUAL FY 22/23	BUDGET FY 23/24	PROPOSED FY 24/25	Inc / (Dec)	% CHANGE
REVENUES					
LIQUOR R REBATE	417,495	350,000	417,495		
INTEREST INCOME	50,004		20,737		
TOTAL REVENUES	467,499	350,000	438,232	88,232	25%
TRANSFERS IN					
FM FUND BALANCE		1,800,000			
TOTAL REVENUE & TRANSFERS IN	467,499	2,150,000	438,232		
EXPENDITURES					
HISTORIC COLUMBIA FOUNDATION		175,000			
GEMINI STUDIOS UPFIT		50,000			
MISC. EXPENSES	1,219				
RESERVE FOR FUTURE ALLOCATION		125,000	438,232		
TOTAL EXPENSES	1,219	350,000	438,232	88,232	25%
TRANSFERS OUT					
TO CAPITAL PROJECTS	395,000	1,800,000			
TOTAL OTHER FUNDS	395,000	1,800,000	-		
TOTAL EXPENDITUREES	396,219	2,150,000	438,232		



Fiscal Year 2024-2025 Proposed Capital Budget

- Water
- Wastewater
- Stormwater



FY 24-25 PROPOSED CAPITAL IMPROVEMENT PROGRAM

FY24-25 Water Proposed CIP			
Project Number	Project Name	Type of Improvement	FY24-25 Plan (Year 1)
WM4323	Unforeseen Projects	Other	\$ 3,650,000
WM4753	Fire Hydrant Replacements	Other	\$ 1,500,000
			\$ 5,150,000
WM3358	Pay Difference Agreements Various Subdivisions (Annual)	System Expansion	\$ 200,000
WM376701	Watermain Upgrades along Longtown Road North Ph 1	System Expansion	\$ 5,000,000
WM4781	Miscellaneous Water Main Extensions	System Expansion	\$ 500,000
			\$ 5,700,000
WM3355	Utility Conflicts (Annual)	Utility Relocation	\$ 1,000,000
			\$ 1,000,000
WM4545	Canal WTP & Lake Murray WTP Filter Rehabilitation	Water Plant	\$ 1,000,000
WM4803	Sedimentation Basins Rehabilitation at Lake Murray WTP	Water Plant	\$ 500,000
			\$ 1,500,000
WM3001	Water Quality Projects City Wide (Services & 2-inch water line replacement) (Annual)	Water Quality	\$ 2,650,000
WM4572	Wildewood Downs Improvement - Renew Water Mains	Water Quality	\$ 750,000
WM4690	6" Water Main Along Banbury Rd, Sandhurst Rd and Dorset Dr	Water Quality	\$ 750,000
WM4720	Water Main Upgrades for Heathwood Park - Abelia Rd	Water Quality	\$ 600,000
WM4721	Canterbury Court Water Main Upgrade	Water Quality	\$ 300,000
WM4724	Water Line Relocation at Lake Murray Blvd	Water Quality	\$ 500,000
WM4733	N Trenholm Rd Water Main Upgrade from Decker to Forest	Water Quality	\$ 10,500,000
WM4745	St. Andrews Water Main Upgrade Bush River Rd to Lake Murray Blvd	Water Quality	\$ 600,000
			\$ 16,650,000
			\$ 30,000,000



FY 24-25 PROPOSED CAPITAL IMPROVEMENT PROGRAM

FY24-25 Wastewater Proposed CIP			
Project Number	Project Name	Type of Improvement	FY24-25 Plan (Year 1)
SS733701	East Rocky Branch Phase 1	Capacity	\$ 19,500,000
SS7568	Saluda River FM Extension	Capacity	\$ 1,000,000
SS7640	New North Columbia PS and Force Main Phase 1	Capacity	\$ 500,000
			\$ 21,000,000
SS7286	CE Projects not yet Defined	Other	\$ 2,000,000
SS7288	Unforeseen & Miscellaneous Projects	Other	\$ 2,000,000
SS7644	Consent Decree and CIP Management Services	Other	\$ 3,900,000
			\$ 7,900,000
SS6786	Annual Gravity Sewer MH Lining and Replacement	Rehab	\$ 2,000,000
SS6966	Annual Rehab on lines less than 15"	Rehab	\$ 4,000,000
SS7463	Crane Creek 01 SSES	Rehab	\$ 19,500,000
SS7497	Mill Creek Pump Station Miscellaneous Improvements	Rehab	\$ 2,400,000
SS7535	Olympia Subdivision (SSES Study)	Rehab	\$ 1,200,000
			\$ 29,100,000
SS7494	MWWTP Solar Photovoltaic Power Generation System	WWTP	\$ 2,000,000
SS7622	Miscellaneous WWTP Improvements	WWTP	\$ 2,000,000
SS7646	Metro WWTP Electrical Supply Reliability Improvements	WWTP	\$ 1,000,000
			\$ 5,000,000
			\$ 63,000,000



FY 24-25 PROPOSED CAPITAL IMPROVEMENT PROGRAM

FY24-25 Stormwater Proposed CIP			
Project Number	Project Name	Type of Improvement	FY24-25 Plan (Year 1)
SD839824	SD Projects Not Defined	Miscellaneous	\$ 1,500,000
SD845001	Program management, System Inventory Data Collection	Program management, System Inventory Data Collection	\$ 1,500,000
SD849801	Louisa Street Wetland/Walkway	Flood reduction and water quality improvement	\$ 400,000
SD8531	Belvedere Neighborhood Pipe Improvements	Flood reduction and system rehabilitation	\$ 465,000
SD8532	Smith Branch Large Diameter Storm Pipe Rehabilitation and Replacement	System rehabilitation	\$ 200,000
			\$ 4,065,000